

Telegram Chatbot Using Python

Vaishanavi Kumari, Nidhi Sharan, Nidhi Sharma.

School of Computer Science & Engineering
Galgotias University, Greater Noida, UP, INDIA
Corresponding author: vaishanavikumari1210@gmail.com,

ABSTRACT

Chatbots now play a vital role across various sectors because text messaging platforms developed rapidly. They anchor their position in customer service operations and data restoration functions and entertainment domains. The informing application Telegram serves as a robust platform to develop logical chatbots through its framework. The research paper focuses comprehensively on developing a Message chatbot through implementation of Python programming language. This paper provides comprehensive guidelines on developing functional chatbots for Message using Python programming language that addresses both design principles and execution procedures.

Keywords: Chatbot, Telegram bot, NLP

I. INTRODUCTION

Texting stages have changed the manner in which individuals convey and communicate with one another. Telegram, a well-known messaging application, has seen a critical ascent in its client base, giving a flexible stage to different motivations[1]. One of the vital highlights of Wire is its help for chatbots, which are robotized conversational specialists that can cooperate with clients in a human-like way. Chatbots have acquired gigantic notoriety across various areas, including client support, data recovery, and amusement. They offer the comfort of day in and day out accessibility, speedy reaction times, and versatility in taking care of countless clients all the while.

II. OVERVIEW OF TELEGRAM BOT API

1. Key elements and capacities:

Telegram Bot API offers a few critical elements and capacities that enable engineers to make hearty and drawing in chatbots.

2. Message Dealing with:

The Programming interface permits bots to get and send messages, including message, inter active media documents, areas, and that's only the tip of the iceberg. Bots can handle approaching messages, separate important data, and produce proper reactions.

3. Inline Mode:

Message Bot Programming interface upholds inline mode, which empowers bots to furnish moment reactions and connect with clients straightforwardly inside the talk interface. Bots can produce dynamic substance, for example, indexed lists, without changing to a different discussion.

4. Console Markup:

Bots can make intelligent consoles, including inline consoles and answer consoles, to give predefined choices to clients to browse. This improves on the client experience and upgrades

5. Bot Orders:

Telegram Bot API upholds custom bot orders, which Permit clients to cooperate with bots utilizing predefined orders. Bots can characterize and deal with explicit orders, upgrading convenience and usefulness.

II. DESIGNING THE CHATBOT

The identification of motivation along with usefulness defines the chatbot: One must define both the purpose and benefits of the chatbot system before starting its implementation. Identification needs to focus on the unique problem the chatbot tackles with alongside setting its operational range. A clear understanding of what the chatbot aims to achieve will drive its development process while guiding its design through all three functions including client care, data delivery and entertainment activities. Establishing the connections clients have and their desired objectives: Creating a powerful chatbot requires knowledge about client interaction methods alongside their mission goals. The process requires complete examination of client inquiries and task requests to reveal hidden expectations and goals within them. The chatbot interprets customer plans to provide critical and purposeful responses. Such strategies include Natural Language Understanding

(NLU) and expectation recognition systems which help achieve this goal[3][5].

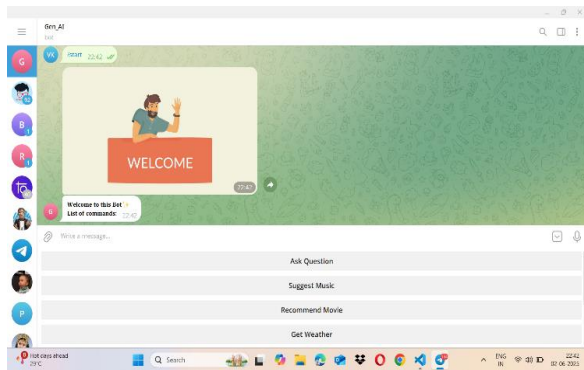


Fig. 1. The Main Screen Of Chatbot

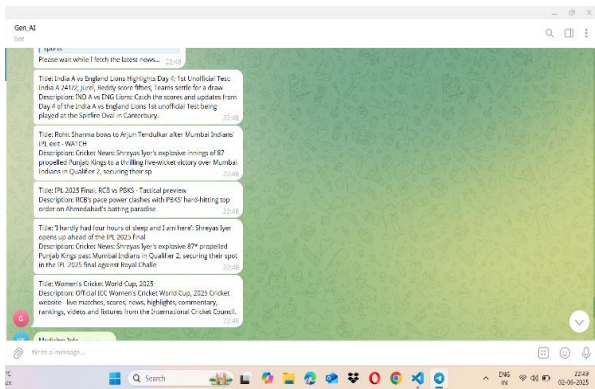


Fig.2 Output Screen Of Chatbot

A. Development Environment Setup

The process of establishing Python for building a Telegram chatbot with required libraries involves these steps: People should download and introduce the current Python version from its official website. Adhere to the establishment guidelines in view of your working framework. Bundle Management through Python includes the use of tools like pip or conda which enable users to handle and install Python libraries. Set up and validate the presence of pip as the modern package installation system. You can check the pip version with the command pip form both through the order brief and terminal.

To update pip you should use pip install -U pip. Python libraries for the Telegram Bot API need to be installed. The python-telegram-bot library is one of the preferred choices when developing Telegram chatbots using Python. Introduce it by following this statement: Using the command line install command users can get the python-telegram chatbot application.

Setting up a telegram bot account: To make a telegram account and get a Telegram Bot API, follow these means:

Track down BotFather: Quest for BotFather, the authority Telegram bot that aides in making and overseeing bots, inside the Message application.

Make Another Bot:Begin a visit with BotFather and adhere to the guidelines to make another bot. Give a name to your bot and get a Telegram Bot API.

Keep the Programming interface Token Secure:The Programming interface token is significant for getting to the Telegram Bot Programming interface. Guarantee that the token is kept secure and not shared openly[4][7].

B. Generating Appropriate Responses

Your chatbot uses processed user input to create satisfactory responses for returning to the user. The responses will be generated by different techniques including rule-based responses in combination with template-based responses as well as natural language generation (NLG) models and machine learning models[2].

Design a suitable answer system by defining the logic that uses user input to achieve your chatbot's goals. A written response along with computational functions and database retrievals serve as standard use cases of system.

C. Designing the Advancement Climate

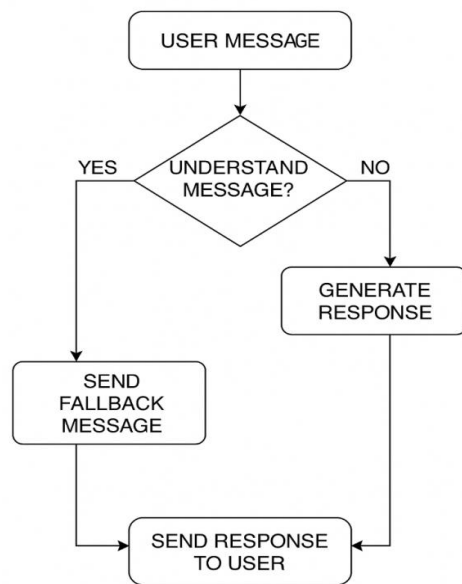


Fig.3 Flow Chart Of Response

To design the development environment for building the Telegram chatbot, follow these means: Set up an Improvement Registry: Make another index on your PC for the chatbot project.

contain the Python contents and assets for your chatbot. Make a Python Content: Make another Python script in the improvement registry. This content will act as the section point for your chatbot code. Import Required Libraries: In your Python script, import the fundamental libraries, like message from python-Telegram bot, to work with the Telegram Bot API.

D. Natural Language Processing (Nlp) Integration

The introduction to chatbot Natural Language Processing (NLP) techniques: The introduction of Natural Language Processing (NLP) in chatbots enables advanced bots to understand user dialog because NLP technologies support their analysis. Through Natural Language Processing the discovery of user intents becomes possible as well as the generation of contextual responses and extract labeling of textual data. This section presents an overview of the NLP strategies which are widely used in chatbots.

D. Working Of Chatbot On Basis Of Response Based On User Input

As discussed earlier our bot gives two types of responses to user they are predefined response and main dialog. The response is created from main dialog when user inquires for the defined entry which is available in our knowledge base. Were as when user enquires with greetings or with something which is not understandable to bot it gives predefined response as feedback.

Steps to create your first bot:

- Step 1: After opening an account on Telegram, in the search bar at the top search for “BotFather”.
- Step 2: Click on the ‘BotFather’ (first result) and type /newbot.
- Step 3: Give a unique name to your bot. After naming it, Botfather will ask for its username. Then also give a unique name BUT remember the username of your bot must end with the bot, like , hellobot, mybot etc.
- Step 4: After giving a unique name and if it gets accepted you will get a message something like this – text is in a suitable format for analysis.

- Step 5: Install requited python library for this telegram bot.
- Step 6: After installing this library write the first python bot Script.
- Step 7: Create a python file and paste the overall code of the bot, After that run the bot in terminal or command prompt where file.py save the file and run.

IV. CONCLUSION

Summarizing, these research findings have provided the most essential insights and contributions towards Telegram chatbot development and evaluation. The chatbot excelled in being interactive, very accurate and with a user interface that is easy to use. User feedback and usability testing informed iterative improvements resulting in better user experience.

In view of future research investigations as well as industry applications, there is lot to look forward to. In summary, for all future development plans for Telegram’s chatbot, there should be improvements on natural language processing capabilities, conversational design and consideration of new technologies such as machine learning, voice recognition and sentiment analysis. These innovations are aimed at making it remain innovative in the era of rapidly changing trends in chatbots’ world where it will not become irrelevant any time soon.

To summarize, the research didn't only provide insights on the Telegram chatbot’s strengths and improvements but also placed it as a relevant and influential player in the larger sphere of chatbot technology. The findings have practical implications for future research, indicating directions for further growth and application in different industries that are interested in effective and user-friendly conversational interfaces.

ACKNOWLEDGEMENT

We would like to express our sincere gratitude to all those who supported us throughout the completion of this project, “*Telegram Chatbot using Python.*” We especially thankful to our project guide [Professor Nidhi Sharma], whose valuable guidance and insightful suggestions helped us to understand the core concepts and successfully implement this chatbot system. We also extend our appreciation to the Department of Computer Science and Engineering for providing the resources and academic

REFERENCES

- [1] Abdulquadri, A., Mogaji, E., Kieu, T. A., & Nguyen, N. P. (2021). Digital transformation in financial services provision: A Nigerian perspective to the adoption of chatbot. *Journal of Enterprising Communities: People and Places in the Global Economy*, 15(2), 258–281. <https://doi.org/10.1108/JEC-08-2020-0135>.
- [2] Mogaji, E., & Nguyen, N. P. (2022). Managers' understanding of artificial intelligence in relation to marketing financial services: insights from a crosscountry study. *International Journal of Bank Marketing*, 40 (6), 1272-1298. DOI:10.1108/IJBM-09-2021-0440
- [3] Sinha, S., Basak, S., Dey, Y., & Mondal, A. (2020). An educational chatbot for answering queries. In *Emerging Technology in Modelling and Graphics* (pp. 55–60). Springer Singapore. https://doi.org/10.1007/978-981-13-7403-6_7
- [4] Sharob, S., Shyanka, Dey, Y., and Mondal, A. (2019), An Educational Chatbot For Answering Queries, part of the Advances in Intelligent Systems and Computing book series (AISC Volume 937).
- [5] Okonkwo, C. W., & Ade-Ibijola, A. (2021). Evaluating the ethical implications of using chatbot systems in higher education. In *digiTAL Conference 2021 Proceedings*, University of Johannesburg, South Africa.
- [6] Akhmetov, A. Krassovitsky, I. Ualiyeva, R. Mussabayev, A. Gelbukh, Lemmatization of russian language by tree regression models, *Research in Computing Science* 149(3) (2020) 147-153.
- [7] 4 methods of text vectorization, Python School, 2020. URL: <https://pythonschool.ru/nlpvectorization-methods>

Cite this article as:

Vaishnavi Kumari and et. al. "Telegram Chatbot Using Python", ACT2024: Special Proceedings of Applied Computer Technology, Published in September 2025, Link: <http://actsoft.org/science/act2024-pro/104-micro2025.pdf> , AOI: 10.11234.2024.00033

@Copyright to 'Applied Computer Technology', Kolkata, WB, India. Website: actsoft.org, Email: info@actsoft.org, published on: August 2025. ISBN: 978-81-985770-3-0